

Instructional Data Warehouse News

October 25, 2023

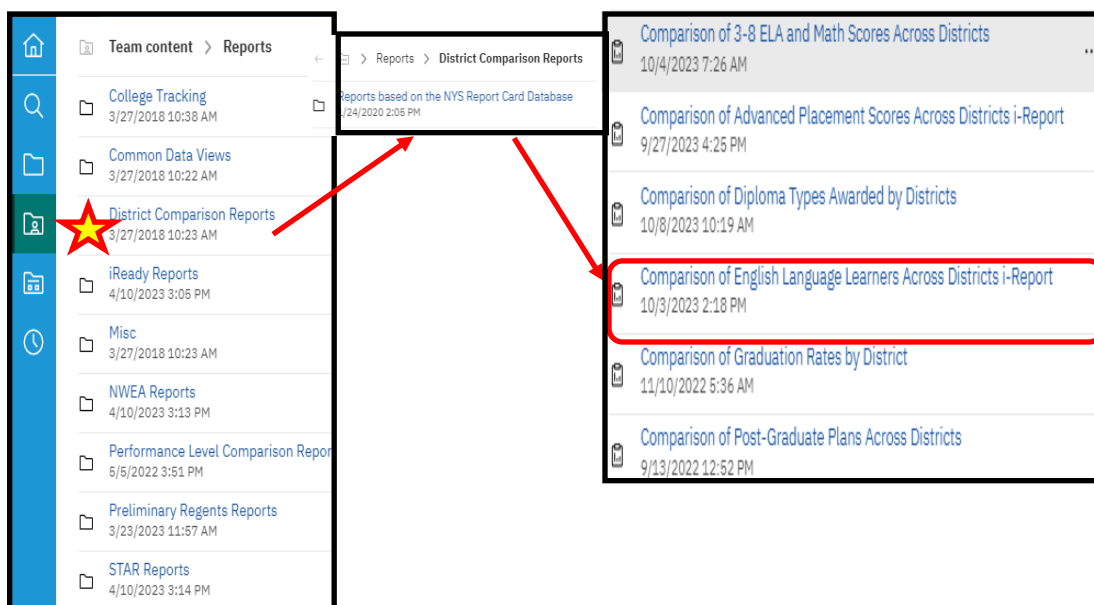
www.nassauboces.org/idw

One Stop Shop: ELL Comparison Reports

by Wanda Toledo, Ph.D.

Have you ever wondered how the English Language Learners (ELLs) in your school district fare academically when compared to other ELLs across Nassau County? What percentage of ELLs are represented in each of the 56 Nassau County school districts? What are their levels of English language proficiency? Are the majority considered to be *newcomers* or are they at the *entering*, *transitioning*, *expanding* or *commanding* levels of English language acquisition? (click on link for a description of each level—<https://www.nysed.gov/sites/default/files/programs/bilingual-ed/ellidchartguide7.1.15-a.pdf>). What types of educational programs (ENL, bilingual, or dual language) are being offered to ELLs in Nassau County? The answers to these questions can be found by viewing the **ELL Comparison Reports** folder appearing in the IDW website (www.idw.nasboces.org). Our ELL Comparison Results folder contains data about the ELL populations in our 56 school districts at the click of a link. It is an interactive “one-stop” option that consolidates ELL data found on the New York State Report Card website (data.nysed.gov), thus eliminating the need to click on individual school district report cards to learn how and what other school districts are doing with this growing population of students.

To access the reports, click on **Team Content**. Once there, select the **Reports** folder to access the **District Comparisons Report** folder. After clicking on the **Reports based on the NYS Report Card Database** folder, choose the **Comparison of English Language Learners Across Districts i-Report**.



Upcoming IDW Events

IDW Trainings:

11/1/23 IDW
Teacher Interface
1:00pm-2:30pm

11/8/23 IDW
Gr. 3-8 Training
1:00pm-2:30pm

11/15/23 IDW
HS Training
1:00pm-2:30pm

11/21/23
Guidance IDW
Training
1:00pm-2:30pm

11/29/23
Teacher Interface
9:00am-10:30am

11/29/23 IDW
Gr. 3-8 Training
1:00pm-2:30pm

Register on MLP.

To book an in-district
training, please call
Stephanie Witt
516-608-6623



Department of Curriculum, Instruction and Technology

Questions? Contact: Stephanie Witt, Supervisor II, Instructional Data Warehouse
Phone: 516-608-6623 • Email: switt1@nasboces.org

~ Proudly Serving the Nassau County School Community ~

Once in the folder, you will find a menu of reports that includes **enrollment data**, a breakdown of the **number of years a student has received ELL services**, and a summary of the **types of ELL programs** being provided across Nassau County.

The first set of reports one can review is the ELL enrollment data report, which is available in graphic and tabular formats. This interactive report can be filtered by gender, ethnicity, SWD, income, grade levels (K-6, 7-12, K-12). *It is important to note that the enrollment data are based on the ELL students who were present as of BEDS day (the first Wednesday of October of the school year).* Each bar represents a school district.



The enrollment data provide information regarding the number of ELLs at each school and in each grade level. One can also see how many students are dually identified as being ELLs with disabilities or ELLs who are economically disadvantaged. Please note that data based on enrollment counts of less than five (5) in any given category are suppressed.

Another set of data reports focuses on the **number of years ELLs have received ELL services**. These can be found by clicking on the **ELL Breakdown %** and **ELL Breakdown #** tabs. The data included in these reports represent students who were identified as being ELLs during the school year—the information is not limited to data as of BEDS day. The data also appear in graphic and tabular formats. For the purposes of this report, a “newcomer” is identified as an ELL who has received ELL services for up to 3 years. A “developing” student is one who has received 4-6 years of ELL services. A long-term ELL is one who has received ELL services for 7 years or more. These labels are not to be confused with students’ levels of English language proficiency (i.e., Entering, Emerging, Transitioning, Expanding, Commanding) as assessed by the NYSESLAT (New York State English as a Second Language Achievement Test (for a more detailed explanation of students’ proficiency levels, visit CR Part 154 Regulations at www.nysed.gov/bilingual-ed).

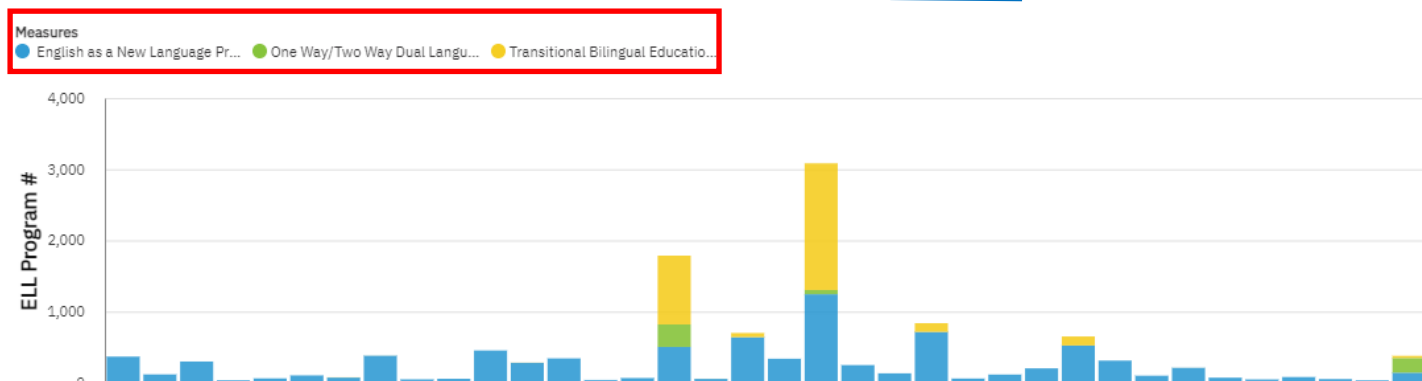
Sample size can have an effect on data visualizations and skew one’s interpretation when viewing a bar graph. Since Nassau County has a few districts with one thousand or more ELLs and others with fewer than one hundred, I will highlight the **ELL Breakdown #** tabular chart.

Comparison of English Language Learners Across Districts i-Report / ELL Breakdown #

Gender & Ethnicity	SWD & Income	By Grade K-6	By Grade 7-12	By Grade K-12	ELL Breakdown %	ELL Breakdown #	ELL Program %	ELL Program #	Benchmarks			
Year					Breakdown Total	Newcomer	Newcomer %	Developing	Developing %	Long Term	Long Term %	SIFE
2022					367	229	62.4%	115	31.3%	23	6.3%	0
2022					117	74	63.2%	37	31.6%	6	5.1%	0
2022					298	156	52.3%	91	30.5%	51	17.1%	0
2022					35	24	68.6%	9	25.7%	2	5.7%	0
2022					61	35	57.4%	12	19.7%	14	23.0%	0
2022					103	71	68.9%	28	27.2%	4	3.9%	0
2022					76	50	65.8%	17	22.4%	9	11.8%	0
2022					384	254	66.1%	102	26.6%	28	7.3%	0
2022					47	23	48.9%	18	38.3%	6	12.8%	0
2022					55	32	58.2%	13	23.6%	10	18.2%	2
2022					453	296	65.3%	138	30.5%	19	4.2%	0
2022					283	180	63.6%	67	23.7%	36	12.7%	0
2022					342	199	58.2%	95	27.8%	48	14.0%	4
2022					39	30	76.9%	7	17.9%	2	5.1%	0
2022					66	45	68.2%	18	27.3%	3	4.5%	0
2022					1,788	940	52.6%	532	29.8%	316	17.7%	138

This can also be viewed in a chart format.

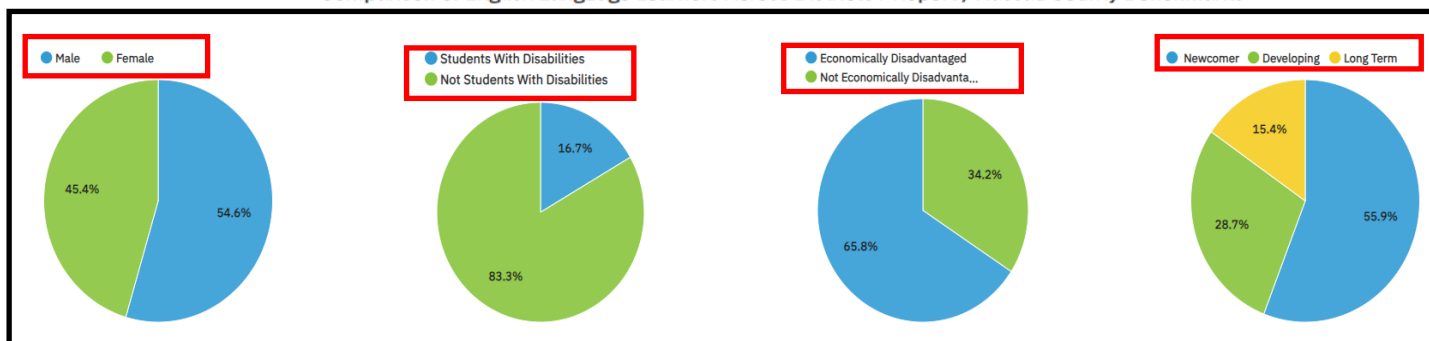
Once educators examine the aforementioned reports, there are two questions they may ask, “What types of educational programs are being offered by districts that have similar demographics?” and “How are ELLs faring academically?” To explore the first question, one can click on the **ELL Program %** and/or the **ELL Program #** tabs.

Comparison of English Language Learners Across Districts i-Report / ELL Program #

This report informs educators of the instructional models being employed by each district. Other questions, including whether the home language is used as a vehicle for instruction or if a co-teaching model is used, can only be answered by contacting districts directly.

To get a global overview of our ELLs, the IDW team created benchmarks by summing categories across Nassau County public school districts. This can be accessed by clicking on the **Benchmarks** tab.

Comparison of English Language Learners Across Districts i-Report / Nassau County Benchmarks *



It can be assumed that the calculated totals are slightly less than actual totals because data for categories with fewer than five students are suppressed.

Now to the second question, “How are ELLs faring academically?” To get a more accurate picture, I refer you back to the ***District Comparison Reports*** folder and invite you to explore the plethora of reports the IDW offers. Look for districts that are similar to yours and disaggregate the data according to subgroup (English language learner or English Proficiency). How do you compare?

Comparison of 3-8 ELA and Math Scores Across Districts	10/4/2023 7:26 AM
Comparison of Advanced Placement Scores Across Districts i-Report	9/27/2023 4:25 PM
Comparison of Diploma Types Awarded by Districts	10/8/2023 10:19 AM
Comparison of English Language Learners Across Districts i-Report	10/3/2023 2:18 PM
Comparison of Graduation Rates by District	11/10/2022 5:36 AM
Comparison of Post-Graduate Plans Across Districts	9/13/2022 12:52 PM
Comparison of Regents Scores Across Districts	10/8/2023 10:20 AM
NYS & Regents Annual Assessment Summary	4/24/2023 12:25 PM
NYS Grad Rate and Outcomes Longitudinal iReport	8/29/2023 1:47 PM
Relationship Between NYS Scores and District Demographic Factors	9/13/2022 12:52 PM
Relationship Between Regents Sc ... and District Demographic Factors	11/14/2022 8:08 AM

The data tell a story. What is your story? Perhaps the narrative speaks to instructional programs, educational models or curriculum materials. Thanks to the IDW, districts now have a “one stop shop” tool, the ***Comparison of English Language Learners Across Districts i-Report***, to facilitate the process.

As always, IDW personnel are available to provide telephone assistance as well as virtual and in-district training for any district seeking to learn more about this newsletter, or about other best data practices. To schedule a training session or ask any IDW-related questions, please call Stephanie Witt at (516) 608-6623, Tammy Mazza at (516) 608-6633, Barbara Dwyer at (516) 608-6695, Fred Cohen at (516) 608-6640 or Dr. Wanda Toledo at (516) 608-6648.

**What's
New in
the IDW?**

Look for these New & Updated IDW Reports:

- ◆ Quick Reference Guides
- ◆ AP Comparison Reports
- ◆ Graduation Rate Longitudinal Report
- ◆ Teacher Interface Re-Rostered Data Report
- ◆ Attendance Report for Teachers
- ◆ Third-Party Dashboard
- ◆ Third-Party Radial Reports