

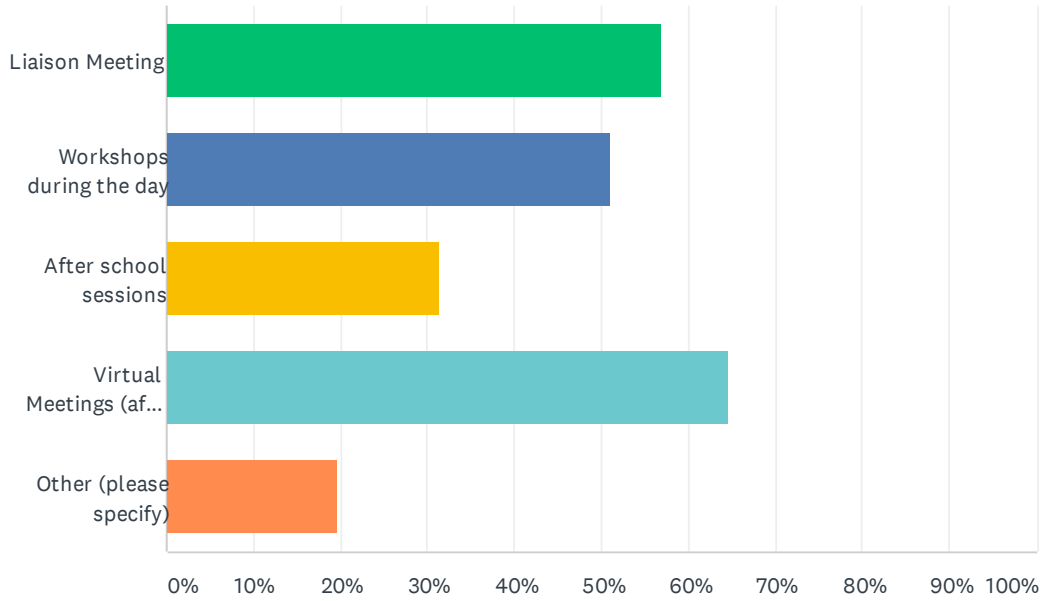
### Q3 What would you be interested in receiving professional development on during the 2020-2021 school year?

Answered: 51 Skipped: 0

ANSWER CHOICES	RESPONSES	
Suggestion 1	100.00%	51
Suggestion 2	70.59%	36
Suggestion 3	45.10%	23

## Q4 When would be the best times for your to attend PD opportunities?

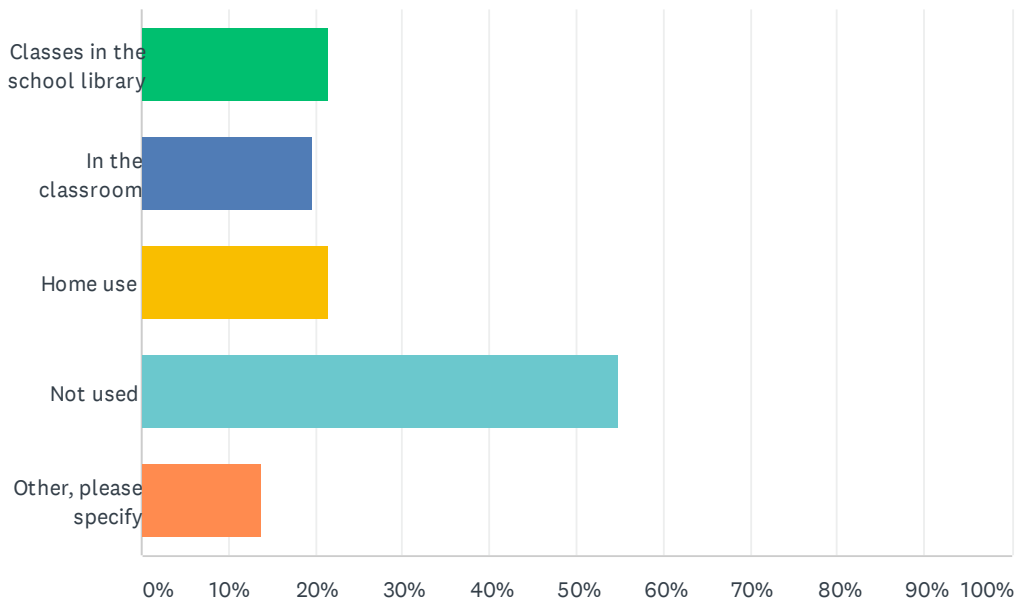
Answered: 51 Skipped: 0



ANSWER CHOICES	RESPONSES	
Liaison Meeting	56.86%	29
Workshops during the day	50.98%	26
After school sessions	31.37%	16
Virtual Meetings (after return to school)	64.71%	33
Other (please specify)	19.61%	10
Total Respondents: 51		

Q6 NBSLS has provided access to a variety of Rosen eBook titles (Cyber Smarts - 1 Title, Spotlight on Immigration and Migration - 4 Titles, Earth Science - 3 Titles, Native Americans - 1 Title, Spotlight on NY - 5 Titles, Spotlight on Civil Rights Movement - 8 Titles for the past FIVE years and will continue to add to the collection. Please include all types of use.

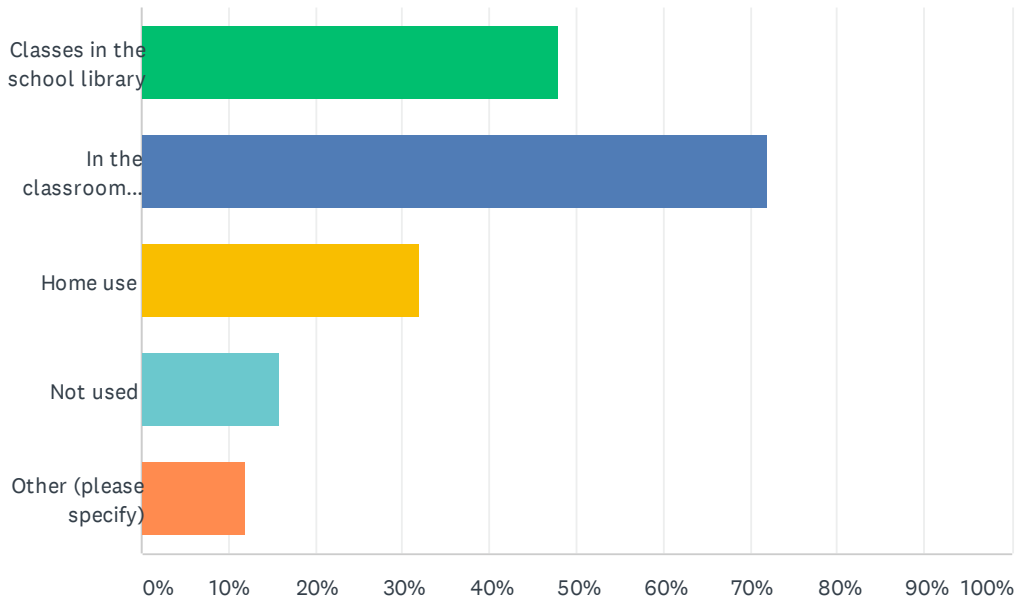
Answered: 51 Skipped: 0



ANSWER CHOICES	RESPONSES
Classes in the school library	21.57% 11
In the classroom	19.61% 10
Home use	21.57% 11
Not used	54.90% 28
Other, please specify	13.73% 7
Total Respondents: 51	

Q8 NBSLS has provided access to TeachingBooks.net for the past ELEVEN years and will continue for the next school year. Please include types of use.

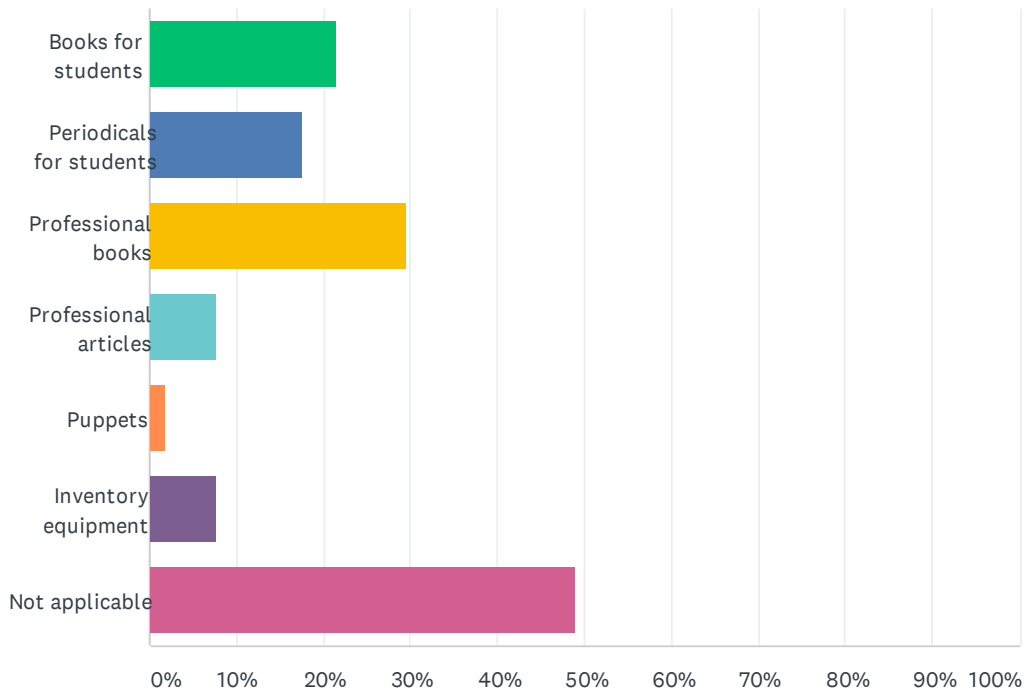
Answered: 50 Skipped: 1



ANSWER CHOICES	RESPONSES	
Classes in the school library	48.00%	24
In the classroom (teacher or librarian use)	72.00%	36
Home use	32.00%	16
Not used	16.00%	8
Other (please specify)	12.00%	6
Total Respondents: 50		

### Q9 I have used Nassau BOCES SLS InterLibrary Loan service for: [select all that apply]

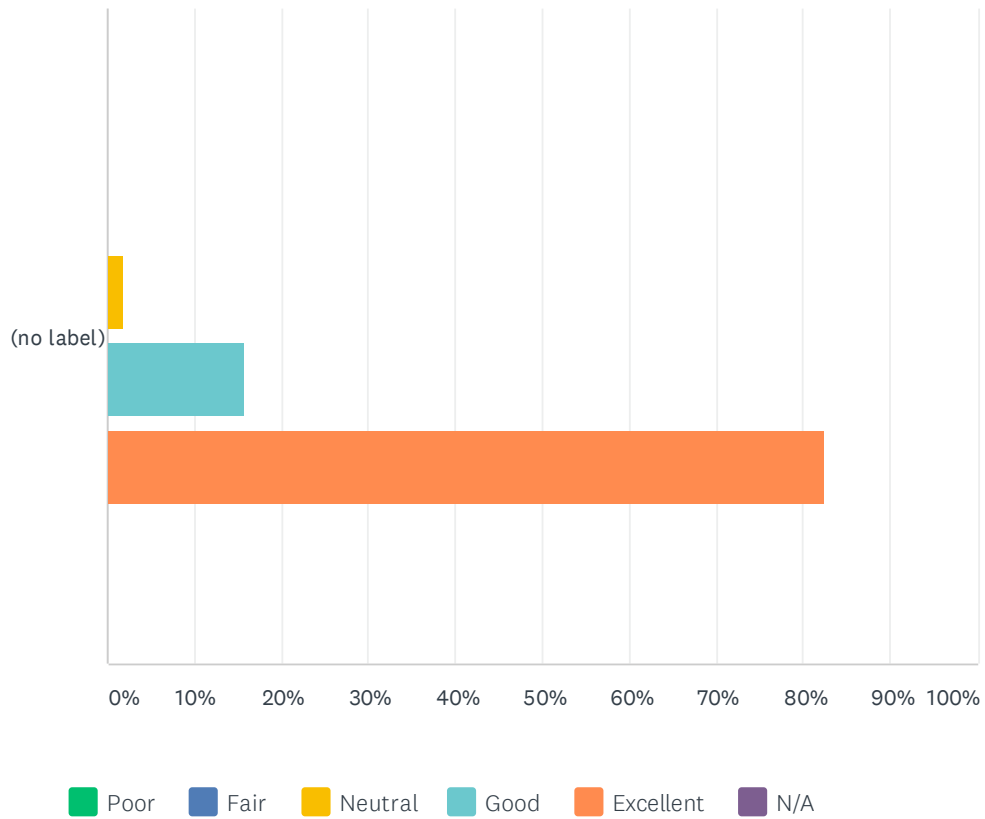
Answered: 51 Skipped: 0



ANSWER CHOICES	RESPONSES
Books for students	21.57% 11
Periodicals for students	17.65% 9
Professional books	29.41% 15
Professional articles	7.84% 4
Puppets	1.96% 1
Inventory equipment	7.84% 4
Not applicable	49.02% 25
Total Respondents: 51	

## Q11 NBSLS keeps me adequately informed through listserv, email, Twitter, liaison meetings, user group meetings, etc.

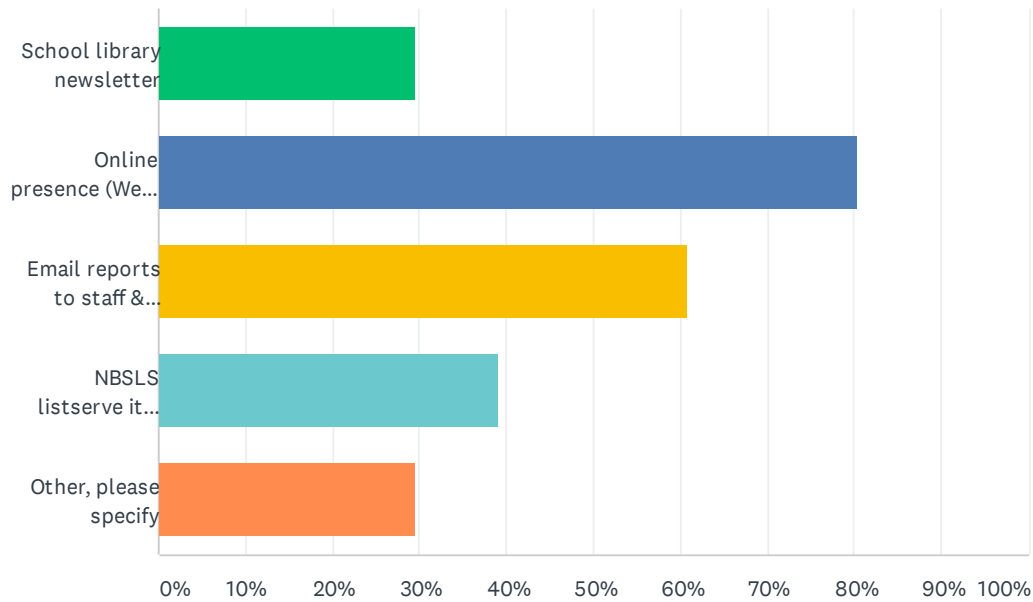
Answered: 51 Skipped: 0



	POOR	FAIR	NEUTRAL	GOOD	EXCELLENT	N/A	TOTAL	WEIGHTED AVERAGE
(no label)	0.00%	0.00%	1.96%	15.69%	82.35%	0.00%	51	4.80
	0	0	1	8	42	0		

## Q12 What do you do to showcase your school library program? [select all that apply]

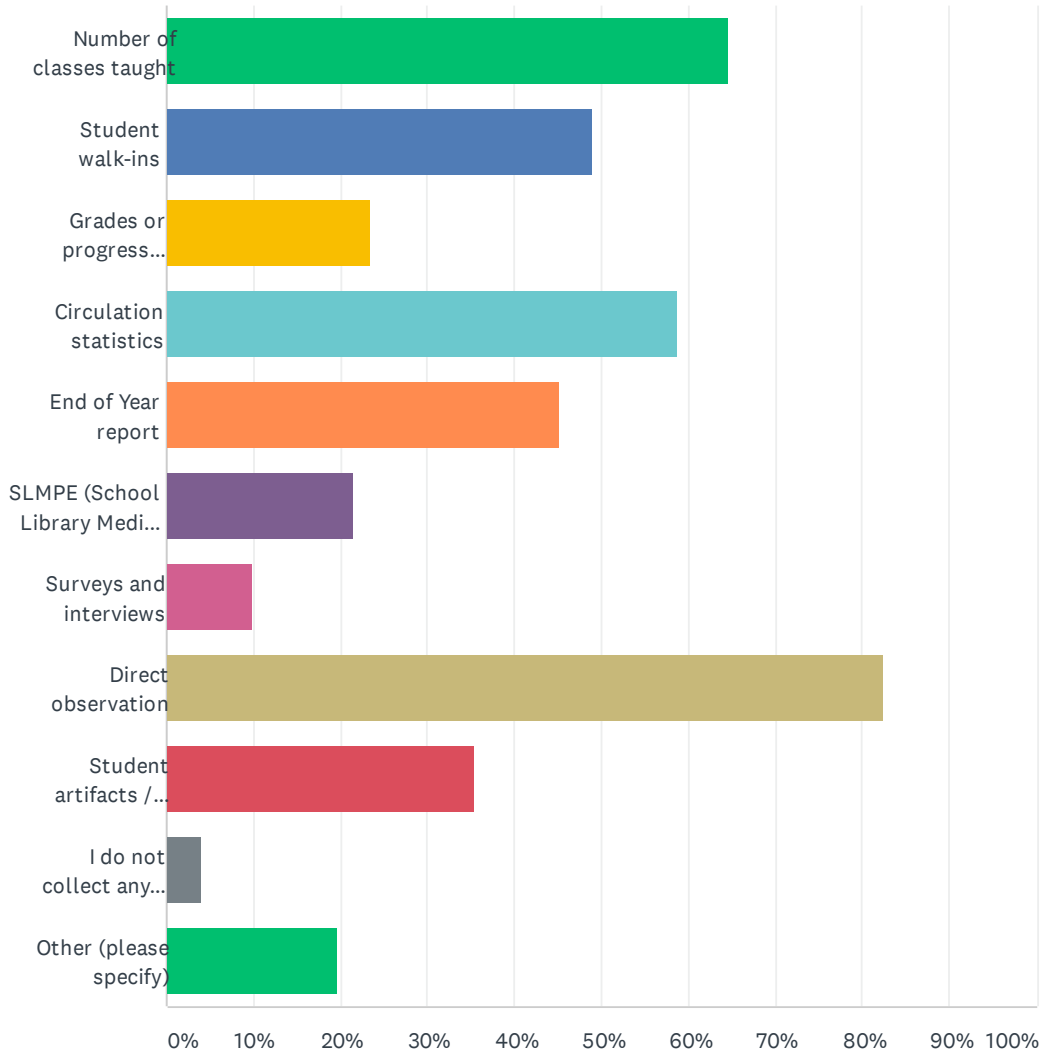
Answered: 51 Skipped: 0



ANSWER CHOICES	RESPONSES	
School library newsletter	29.41%	15
Online presence (Web Site, Twitter, Instagram etc.)	80.39%	41
Email reports to staff & administrators	60.78%	31
NBSLS listserv items forwarded to others	39.22%	20
Other, please specify	29.41%	15
Total Respondents: 51		

### Q13 What evidence do you collect to demonstrate the effectiveness, usefulness of the school library to the administration?

Answered: 51 Skipped: 0



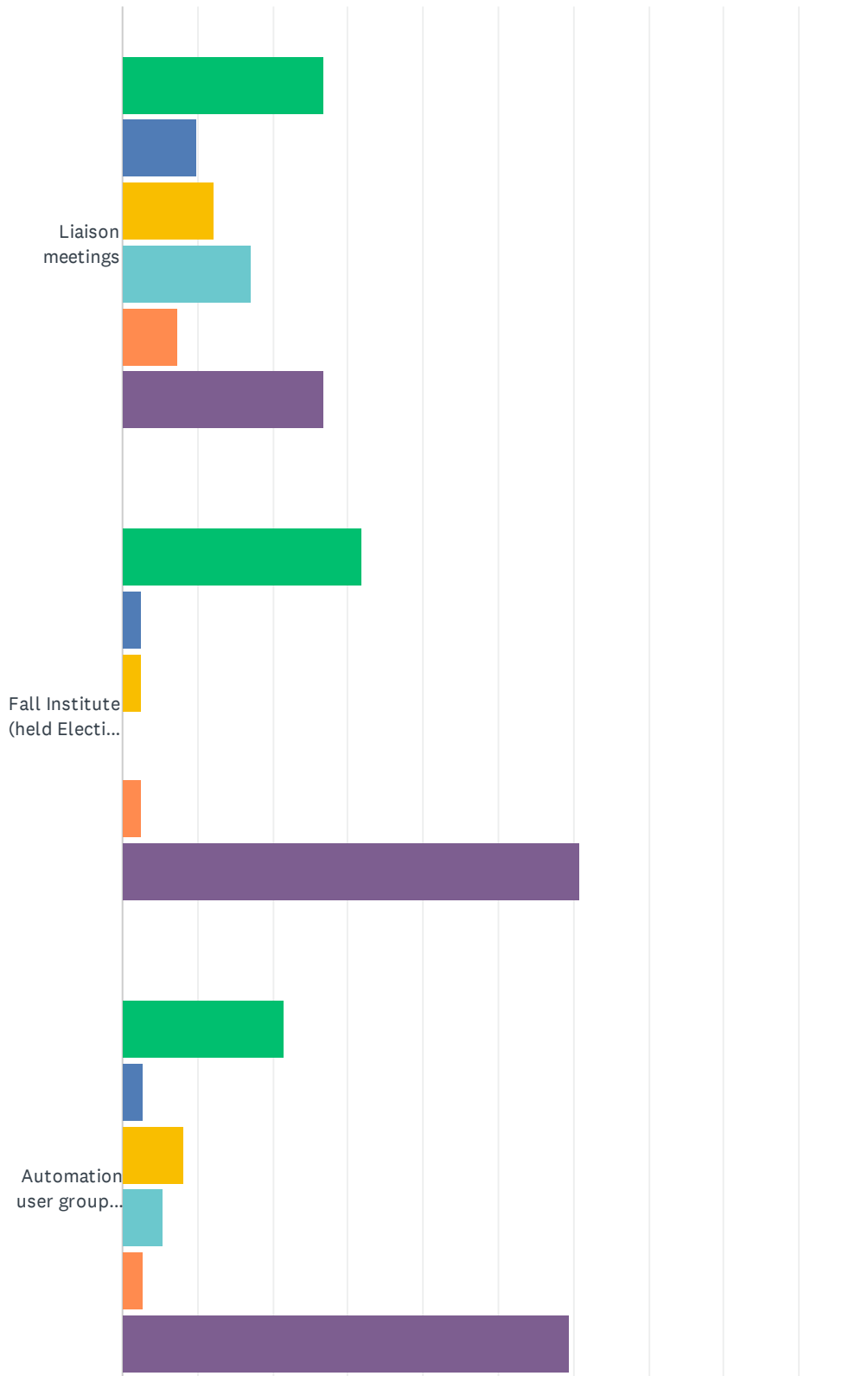


2019-2020 End of Year Survey for Nassau BOCES School Library Services

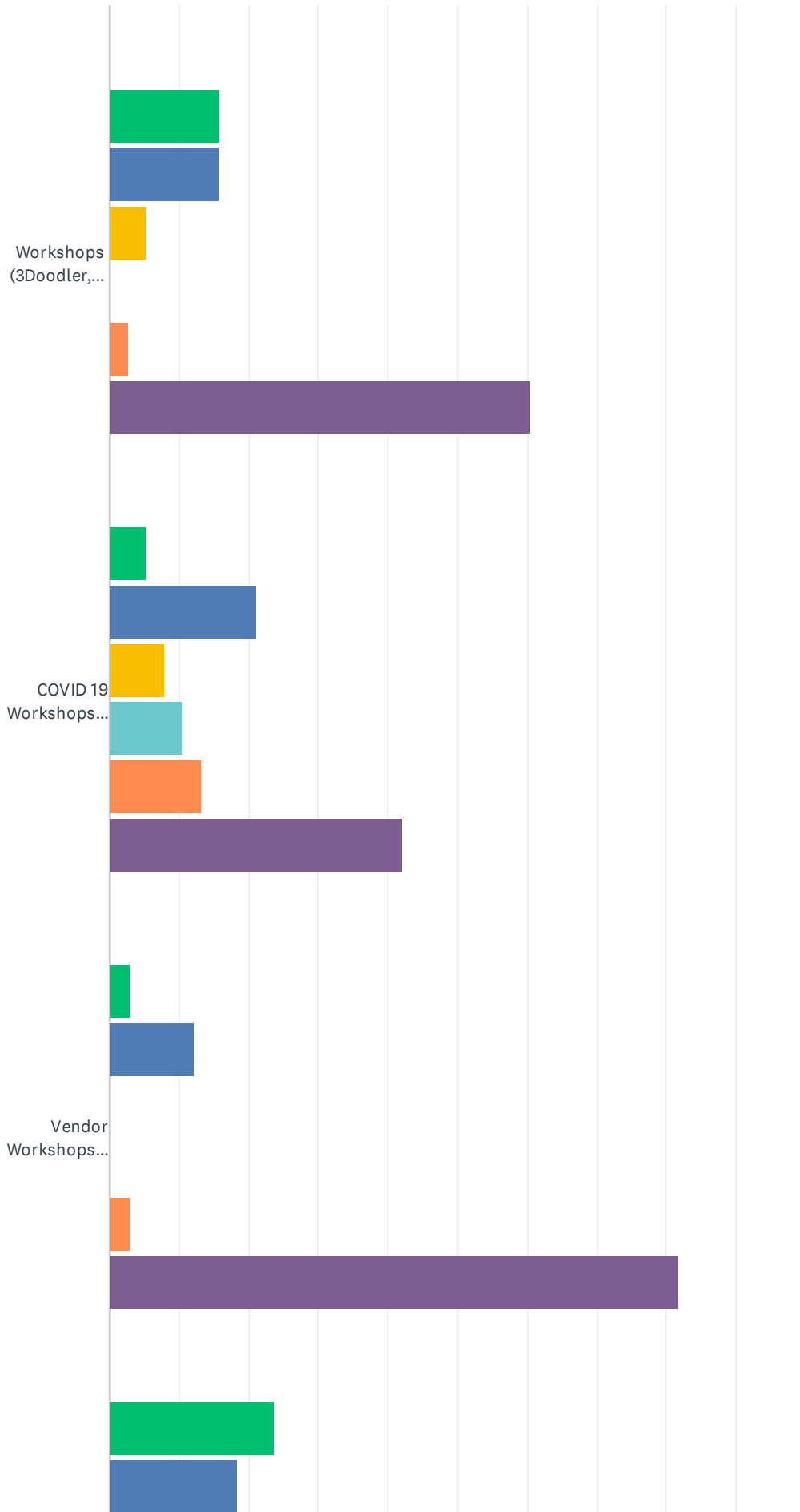
ANSWER CHOICES	RESPONSES	
Number of classes taught	64.71%	33
Student walk-ins	49.02%	25
Grades or progress reports	23.53%	12
Circulation statistics	58.82%	30
End of Year report	45.10%	23
SLMPE (School Library Media Program Evaluation)	21.57%	11
Surveys and interviews	9.80%	5
Direct observation	82.35%	42
Student artifacts / portfolios	35.29%	18
I do not collect any evidence	3.92%	2
Other (please specify)	19.61%	10
Total Respondents: 51		

Q14 Professional Development is one part of the service provided by School Library System for school librarians. Please select the number of events you were able to attend.

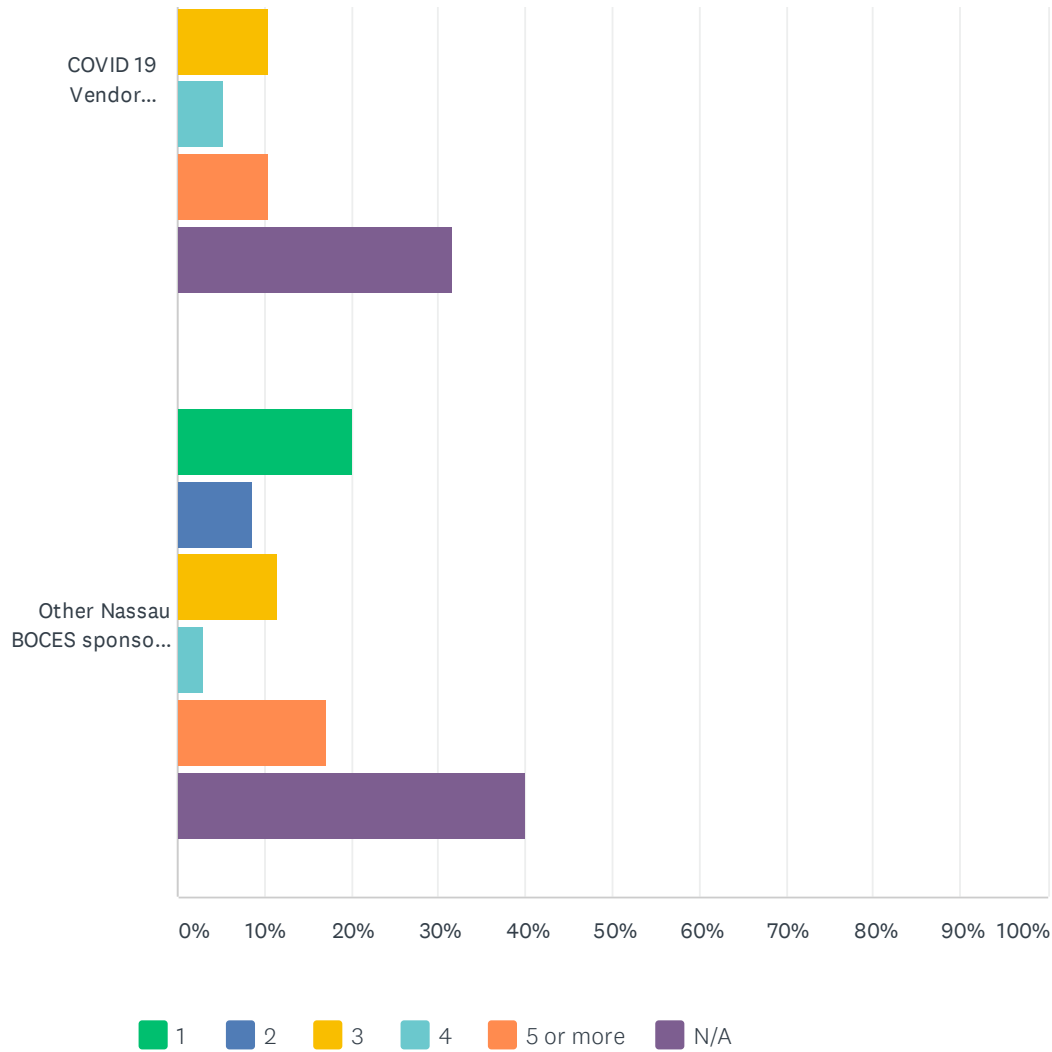
Answered: 45 Skipped: 6



2019-2020 End of Year Survey for Nassau BOCES School Library Services



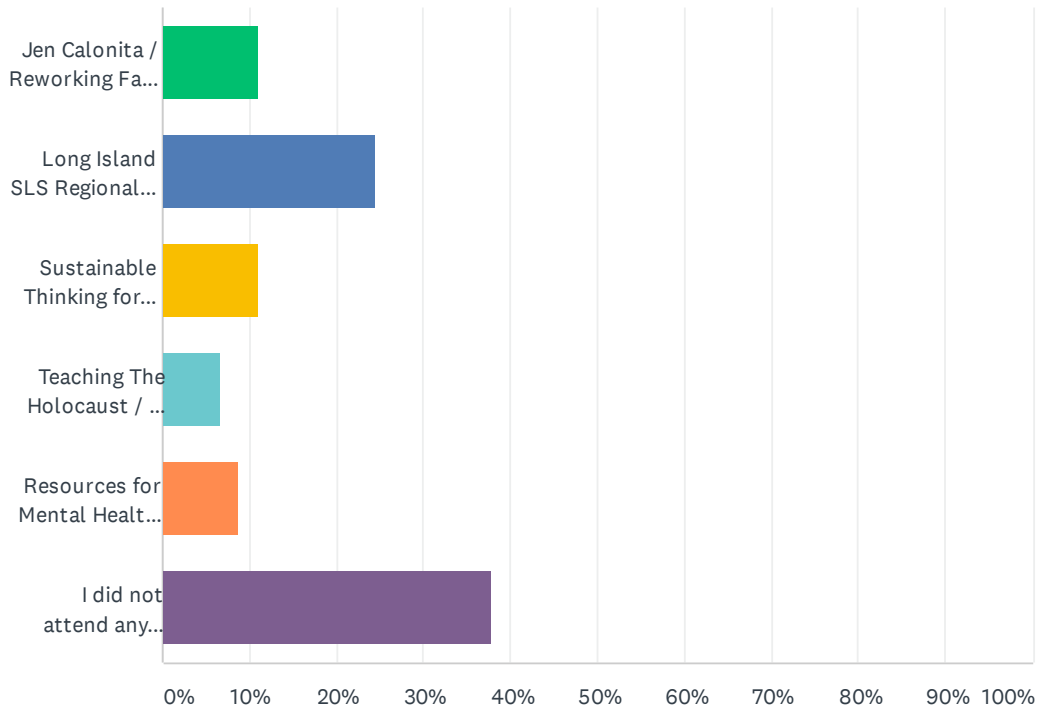
## 2019-2020 End of Year Survey for Nassau BOCES School Library Services



	1	2	3	4	5 OR MORE	N/A	TOTAL	WEIGHTED AVERAGE
Liaison meetings	26.83% 11	9.76% 4	12.20% 5	17.07% 7	7.32% 3	26.83% 11	41	2.57
Fall Institute (held Election Day)	31.71% 13	2.44% 1	2.44% 1	0.00% 0	2.44% 1	60.98% 25	41	1.44
Automation user group meetings	21.62% 8	2.70% 1	8.11% 3	5.41% 2	2.70% 1	59.46% 22	37	2.13
Workshops (3Doodler, NoodleTools, Genre Circle, FindIt, MackinMaker)	15.79% 6	15.79% 6	5.26% 2	0.00% 0	2.63% 1	60.53% 23	38	1.93
COVID 19 Workshops (FlipGrid, BookCreator, Screencastify, HyperDocs)	5.26% 2	21.05% 8	7.89% 3	10.53% 4	13.16% 5	42.11% 16	38	3.09
Vendor Workshops (Checkology, JoVE Science)	3.03% 1	12.12% 4	0.00% 0	0.00% 0	3.03% 1	81.82% 27	33	2.33
COVID 19 Vendor Workshops (Legend's of Learning, Kid's Discover, Mackin, Capstone, TeachingBooks, OverDrive)	23.68% 9	18.42% 7	10.53% 4	5.26% 2	10.53% 4	31.58% 12	38	2.42
Other Nassau BOCES sponsored workshops	20.00% 7	8.57% 3	11.43% 4	2.86% 1	17.14% 6	40.00% 14	35	2.81

## Q15 Which Liaison meeting best met your needs to improve your school library program? Please see <http://www.nassauboces.org/Page/7157> for Agendas.

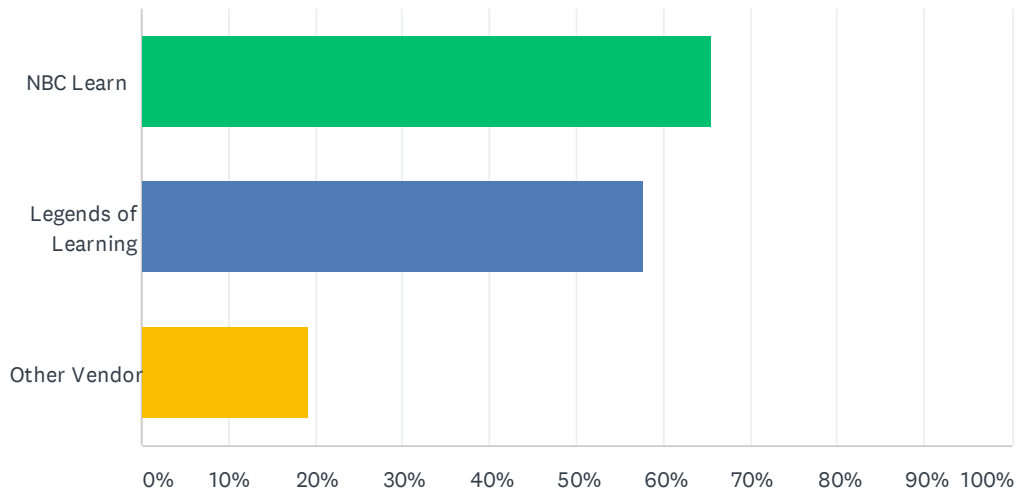
Answered: 45 Skipped: 6



ANSWER CHOICES	RESPONSES	
Jen Calonita / Reworking Fairy Tale Lessons / Learning Commons - October	11.11%	5
Long Island SLS Regional Fall Institute (held Election Day)	24.44%	11
Sustainable Thinking for School Libraries / Diversity in the Library - December	11.11%	5
Teaching The Holocaust / My Sister's Eyes - March	6.67%	3
Resources for Mental Health and LGBTQ+ Health / Transforming Confusion into Clarity - May	8.89%	4
I did not attend any liaison meetings	37.78%	17
<b>TOTAL</b>		<b>45</b>

Q16 Would you be interested in workshops presented by the new vendors added for 2020-2021 or other existing vendors? Click all that apply.

Answered: 26 Skipped: 25



ANSWER CHOICES	RESPONSES	
NBC Learn	65.38%	17
Legends of Learning	57.69%	15
Other Vendor	19.23%	5
Total Respondents: 26		

## Q18 Your responses will remain confidential:

Answered: 32 Skipped: 19

ANSWER CHOICES	RESPONSES	
Name:	100.00%	32
District:	96.88%	31
School:	96.88%	31
Email Address:	100.00%	32