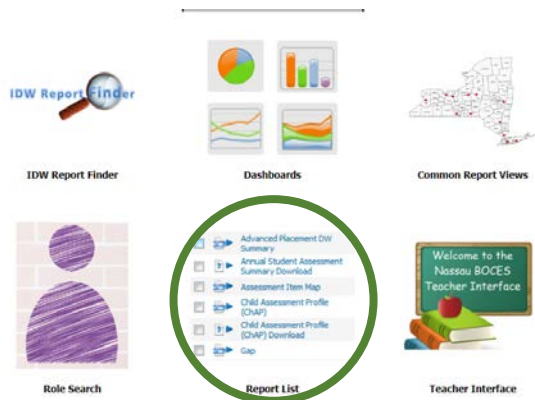
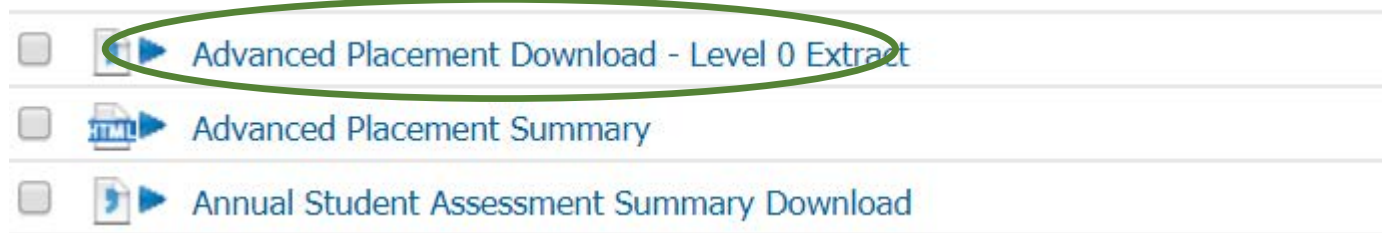


STEP 1: Launch IDW – **IDW.NASBOCES.ORG** Log On with district credentials

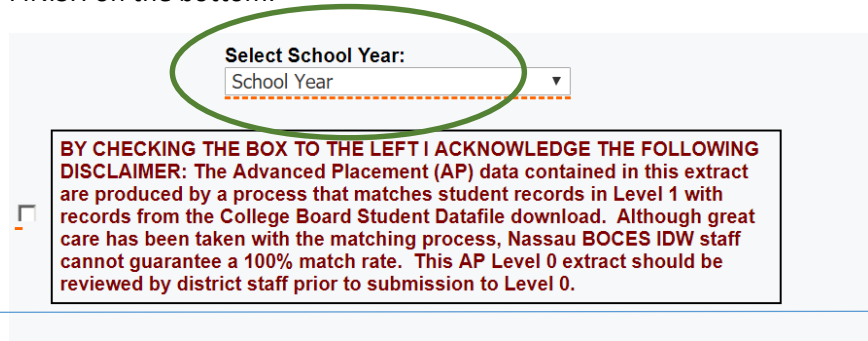
STEP 2: Choose the **Report List** on the dashboard screen



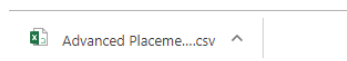
STEP 3: Choose the “**Advanced Placement Download- Level 0 Extract**”



STEP 4: Choose the **School year** from the drop down menu and then check the box to accept the disclaimer. Check FINISH on the bottom.



STEP 5: Your report will download into Excel. Open the file



Current School Year AP Assessment data should be ready in the IDW by mid-July.