

FOR TEST ADMINISTRATORS ONLY

SPANISH EDITION

THE UNIVERSITY OF THE STATE OF NEW YORK

GRADE 8

INTERMEDIATE-LEVEL SCIENCE TEST

PERFORMANCE TEST, FORM A STATION DIAGRAMS

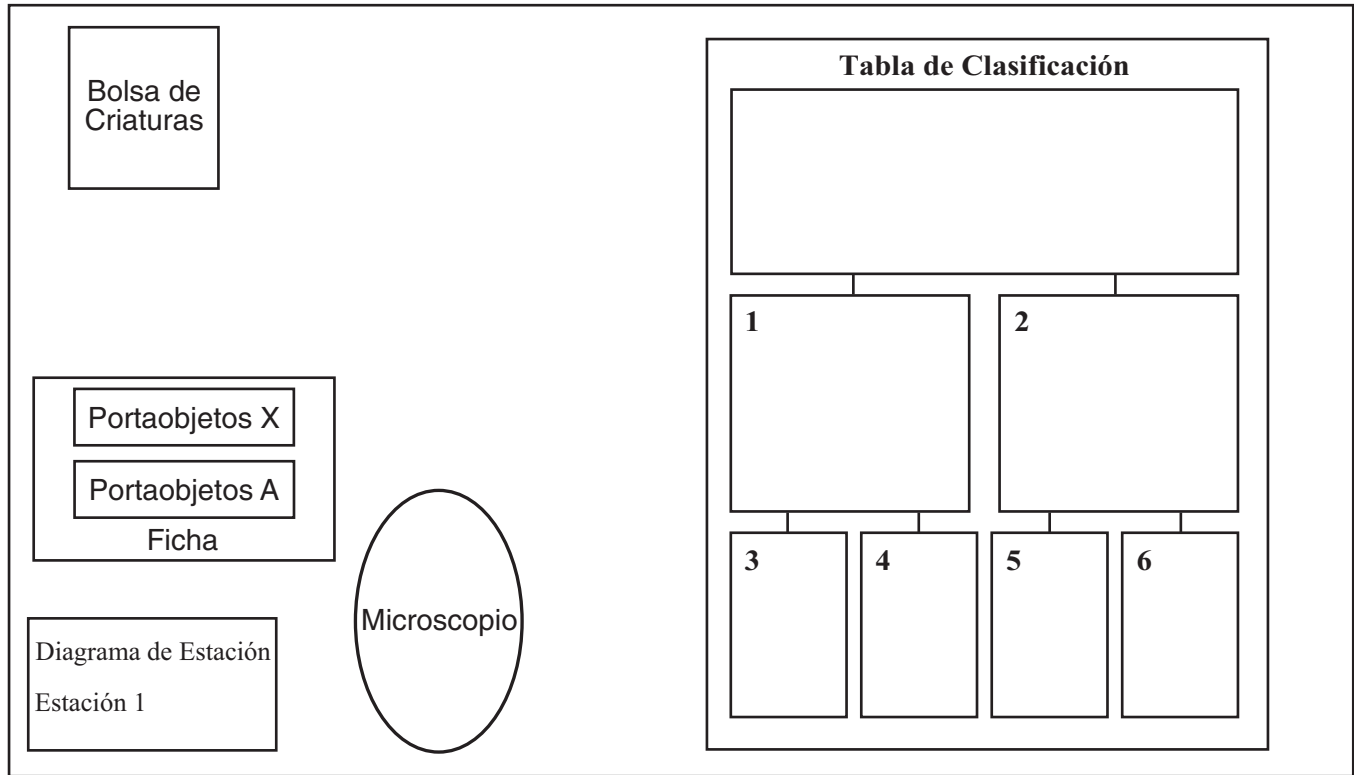
This booklet contains one complete set of station diagrams for the Spanish edition of the performance test, one Sorting Chart template for Station 1, and one Ball and Ramp Place Mat template for Station 2.

The materials for each station are illustrated in the Station Diagrams. These sheets are to be taped to the desk or tabletop at each station. Before taping the sheet to a station, fold the sheet along the dotted line so that only the top half of the sheet is visible.

Before administering the performance test, record the necessary information on the Test Administrator's Record Sheet. The Test Administrator's Record Sheet can be found in the back of the printed Performance Test, Form A Station Diagrams shipped to your school, or online in the Grade 8 Science Test Manual for Administrators and Teachers. Be sure to fill out both sides of the sheet. After the test, file the record sheet with the student test booklets.
Note: The information on the record sheet is needed to score the tests.

Diagrama de Estación

Estación 1: Clasificación de Criaturas

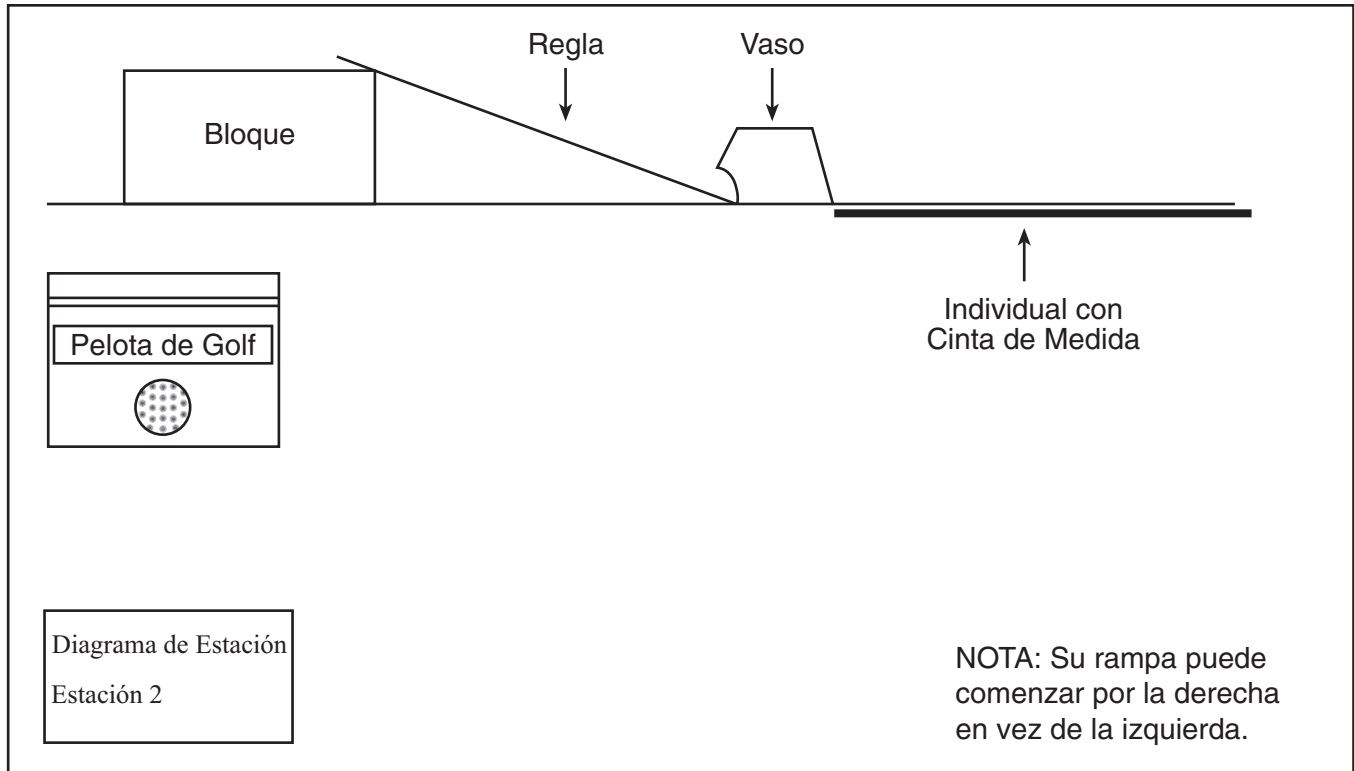


Fold Along Line

The University of the State of New York
THE STATE EDUCATION DEPARTMENT
Albany, New York 12234

FOLD ON THE DOTTED LINE AND TAPE TO THE BOTTOM OF THE STATION SO THAT THE DIAGRAM FACES STUDENT.

Diagrama de Estación Estación 2: Rampa y Pelota de Golf



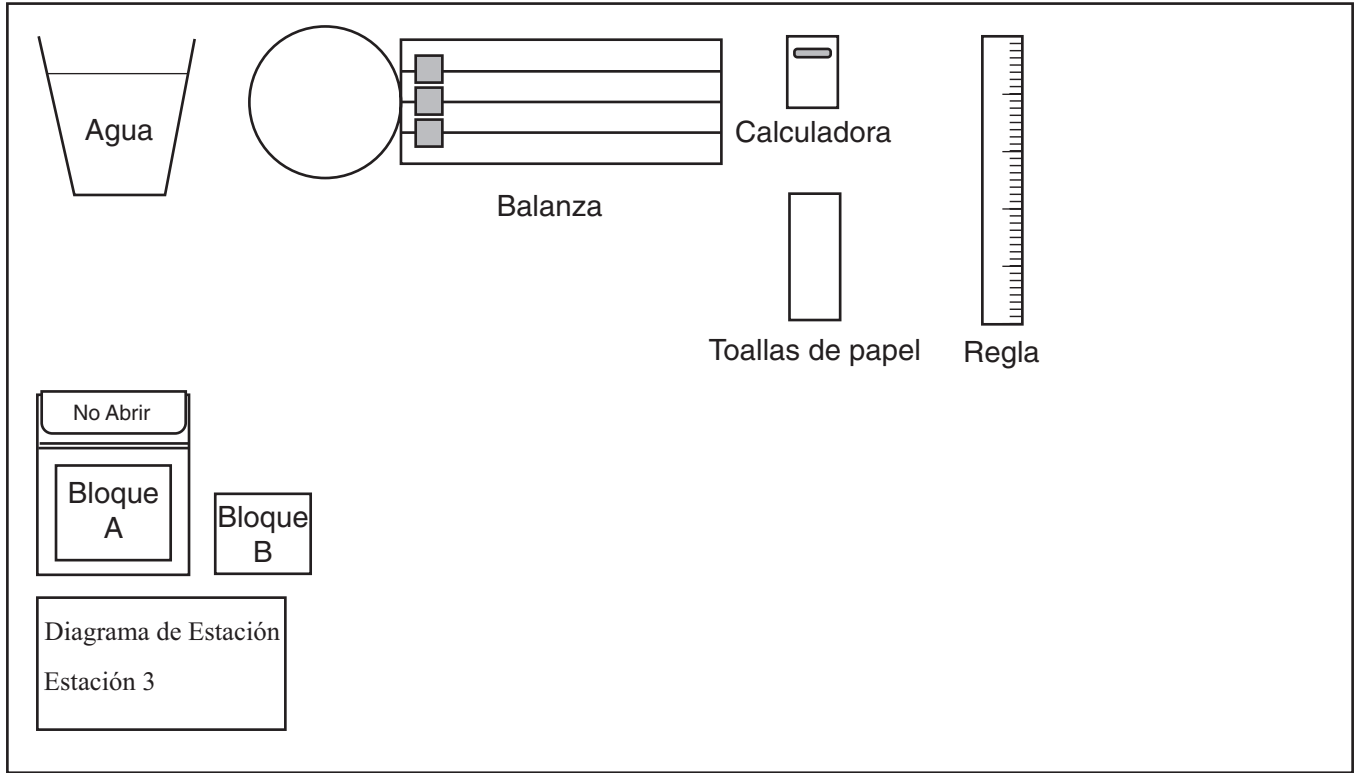
Fold Along Line

The University of the State of New York
THE STATE EDUCATION DEPARTMENT
Albany, New York 12234

FOLD ON THE DOTTED LINE AND TAPE TO THE BOTTOM OF THE STATION SO THAT THE DIAGRAM FACES STUDENT.

Diagrama de Estación

Estación 3: Maderas y Agua



Fold Along Line

The University of the State of New York
THE STATE EDUCATION DEPARTMENT
Albany, New York 12234

FOLD ON THE DOTTED LINE AND TAPE TO THE BOTTOM OF THE STATION SO THAT THE DIAGRAM FACES STUDENT.

Tabla de Clasificación

Coloque todas las criaturas aquí. Mueva las criaturas a las cajas apropiadas a medida que va contestando las preguntas.

Pregunta: ¿Tiene esta criatura más de seis patas?

1

Sí

Pregunta: (Anote su pregunta en el folleto de examen.)

2

No

Pregunta: (Anote su pregunta en el folleto de examen.)

3

Sí

4

No

5

Sí

6

No

Ramp Place Mat

for actual size-
increase to 155%
and print on
11" x 17" paper

Extremo de la rampa/regla

Círculo Inicial

Centimetro/cm

