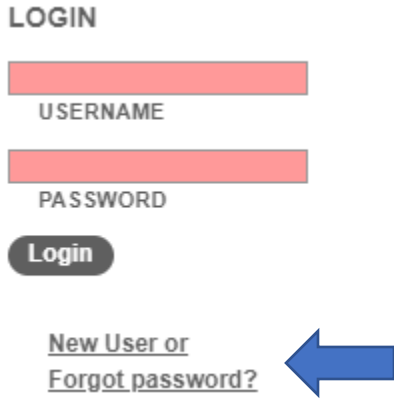




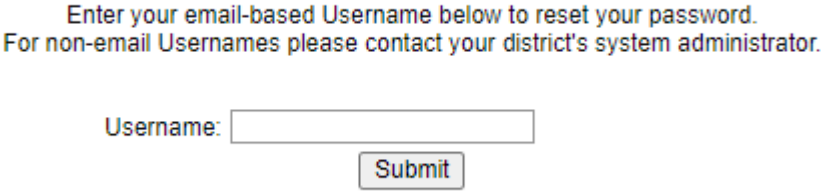
Access to  
SchoolTool  
Parent Portal



Parents will go to the following url <https://strsip.nasbores.org/schooltoolweb> Once they arrive at the site they will click New User or Forgot password?



They will be brought to the screen shown below and they will type in their email address associated with their child's school.



Then an email will be sent to that address with a temporary password,

A new schooltool password has been generated for your use. Please login to schooltool using your email address as your username and the following password:  
uME1eWhp

Once you have logged in, you may use the "Accounts" tab at any time to see your last login time and to change your password.

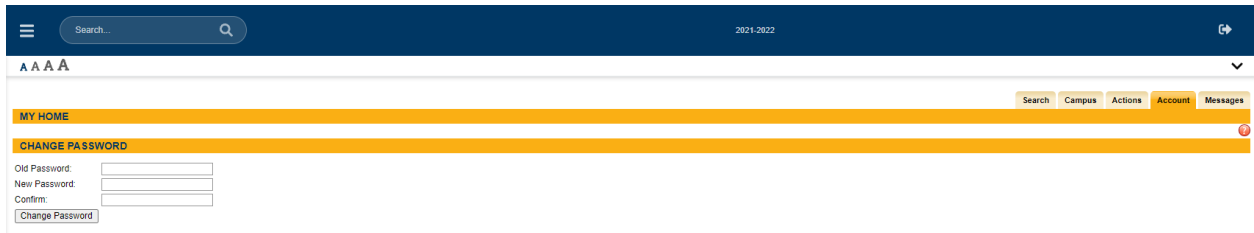
If you did not initiate this reset, please contact the school district.

Go back to the sign in page type in your email as the user name and the temporary password that was sent in the email.

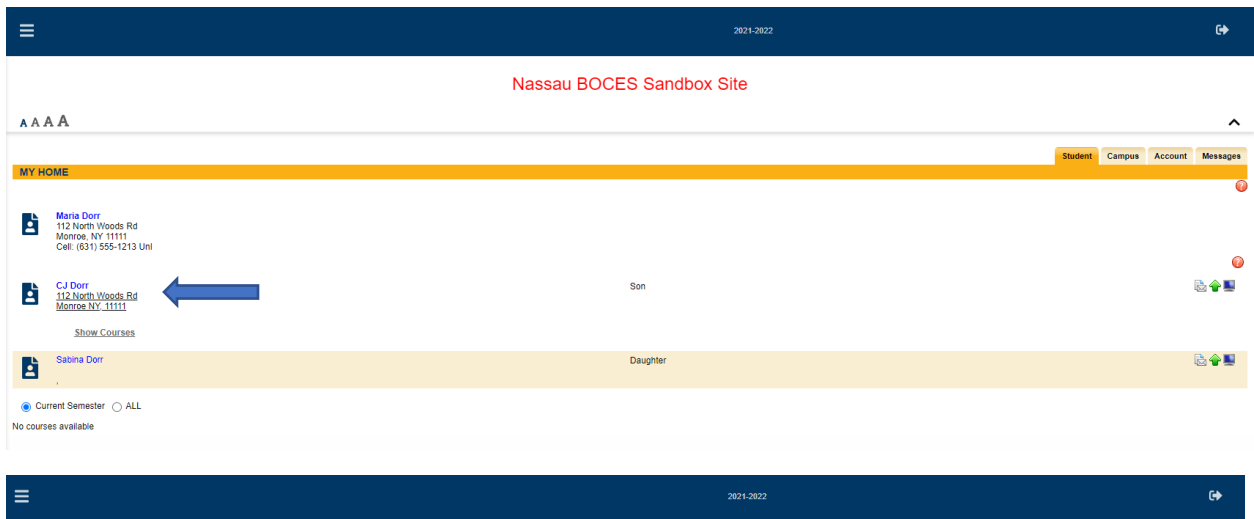
Once they are logged in they should go to the Account tab to change password.



Here they will type in the email supplied password as the Old Password and type in their new password as the new password and then type it in a second time to confirm. Then click Change Password



Once logged in you will see your student listed. By clicking on their name you will be brought to their profile page.



From here you can see your students schedule, attendance, discipline, grades, assignments, and any letters that have been sent. To access these just click on the tabs

