

# New York State Grades 3-8 Testing

## Computer-Based Testing (CBT) Technology Readiness Checklist — Quick Reference Guide

The purpose of this document is to provide information on who can complete the Technology Readiness Checklist and to provide the necessary steps for completing it.

### Who can complete the checklist and why?

Principals (PRN), District Test Coordinators (DTC), District-Level User (DLU), District Information Technology Coordinators (DITC), Superintendents (SUP), School Information Technology Coordinators (SITC), School Test Coordinators (STC), or Building-Level Users (BLU) of a school administering computer-based testing (CBT) in the spring can complete this checklist.

All schools that are planning to administer operational Grades 3—8 ELA and/or math via CBT must verify their technical readiness by completing the CBT Technology Readiness Checklist on an annual basis. Failure to complete and submit the checklist will result in your school being reverted to paper-based testing.

The CBT Technology Readiness Checklist must be completed by **December 30, 2021**.

### Steps for completing the CBT Technology Readiness Checklist

- 1) Sign in with your **Username** and **Password** at the following website address: [New York Nextera Admin](https://ny.nextera.questarai.com/Admin) (<https://ny.nextera.questarai.com/Admin>). After receiving your “Welcome to Nextera Admin” [email](mailto:NY.3-8.help@questarai.com) (NY.3-8.help@questarai.com), providing you with your credentials and instructions to reset your password, sign in with your Username and Password.



New York State Grades 3-8 Testing Program

Powered by Nextera™

1 User ID

Password

Sign In

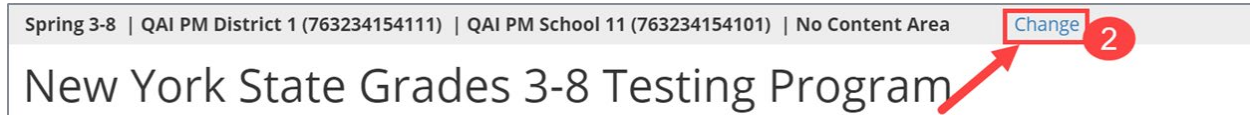
[Forgot your password?](#)

 Questar®

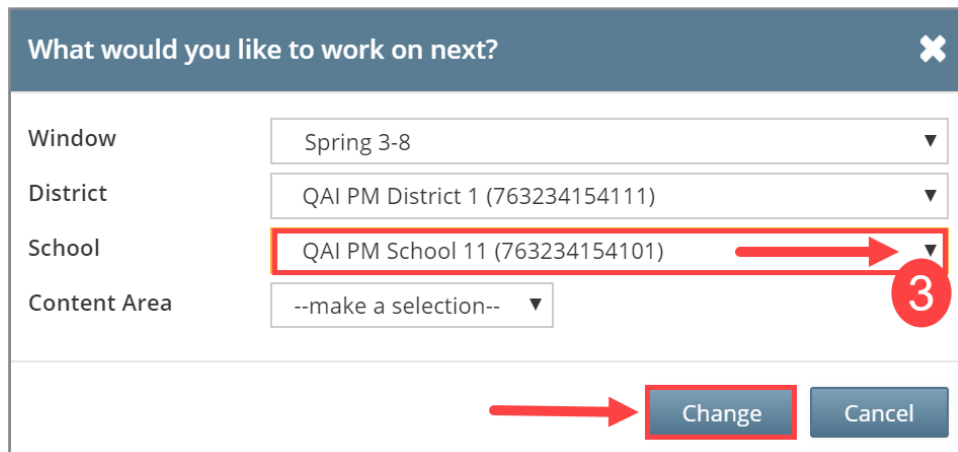
© 2020 Questar Assessment.  
Nextera is a registered trademark of Questar Assessment, Inc.  
[Privacy and Terms](#)

**Note:** Steps 2 and 3 are for district-level users only (DTC, DLU, SUP, and DITC). Principals, SITCs, STCs, and BLUs will already be affiliated with their school in the District/School filter at the top of Nextera Admin and can proceed to step 4.

2) Select **Change** at the top of the Nextera Admin homepage.

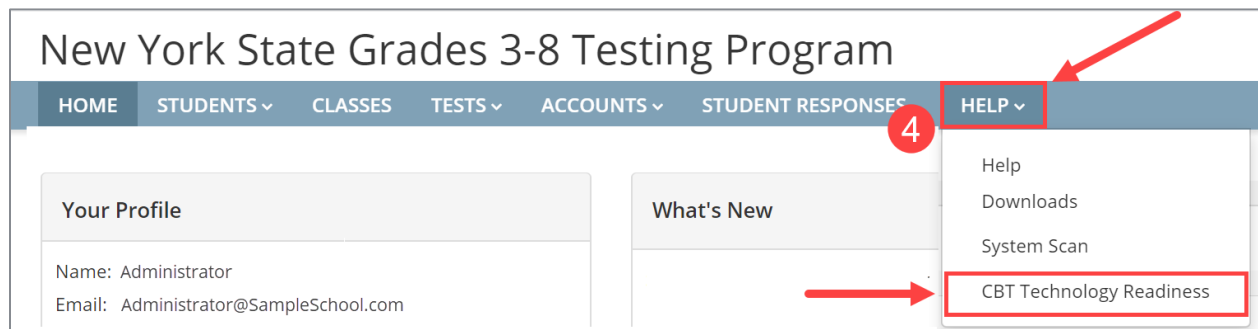


3) In the new window, select the applicable school from the School drop-down field, and select **Change**.

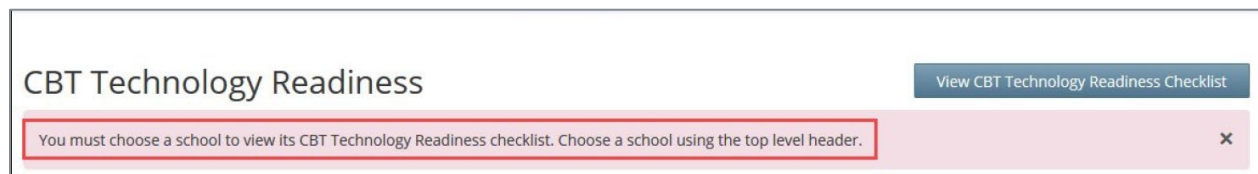


**Note:** You do not need to select a content area.

4) Select the **Help** tab and then select **CBT Technology Readiness** from the drop-down.



**Note:** If you, as a district-level user (DTC, DLU, SUP, and DITC), did not first select your school, then the following message will display at the top of the screen to remind you to do so:



## CBT Technology Readiness

[View CBT Technology Readiness Checklist](#)

The *CBT Technology Readiness* page displays. A printable PDF version is available to use as reference by selecting **View CBT Technology Readiness Checklist**.

**Note:** this version is only to assist with completing the online form and is not for submission.


- 5) Read all requirements in each section to determine if your school meets the requirements. Acknowledge that you have read each section and that your school will meet the requirements by checking the box to verify “My school will meet this requirement” in each section as shown below.

5

CBT Scheduling My school will meet this requirement:

Schools must schedule computer-based testing within the CBT test administration window.

> Additional Guidance & Resources



**Note:** To review all guidelines and to ensure you meet all necessary requirements, expand/collapse the “Additional Guidance and Resources” sections by selecting the arrow. You will also find helpful links in this section.


CBT Scheduling My school will meet this requirement:

Schools must schedule computer-based testing within the CBT test administration window.

▾ Additional Guidance & Resources

Exam scheduling within the CBT test administration window is a Local Education Agency (LEA) decision.

It is a CBT Best Practice that the school [stagger student start times](#); details on how to stagger student start times can be found below and on [CBT Support](#).



- 6) Verify that you have read each section and checked the box for each section.

6


CBT Scheduling My school will meet this requirement:

Schools must schedule computer-based testing within the CBT test administration window.

▾ Additional Guidance & Resources

Exam scheduling within the CBT test administration window is a Local Education Agency (LEA) decision.

It is a CBT Best Practice that the school [stagger student start times](#); details on how to stagger student start times can be found below and on [CBT Support](#).



- 7) Once you have checked all requirement boxes, scroll to the bottom of the requirements, and indicate the type and number of devices you anticipate your school will use for CBT.

### CBT Student Testing Devices

---

Please indicate below the type and number of student testing devices you anticipate your school will use for CBT. You must provide an anticipated number for at least one device type and can indicate more than one type of device that will be used in your school for CBT. This is for customer support purposes as well as to verify that your school will be administering CBT in the spring on devices supported by the Questar Secure Browser.

Please note: Versions below are subject to change. For updates to Questar's operating system support, please reference Nextera Admin under the Help downloads tab.

<div style="border: 1px solid red; padding: 5px;"> <p><b>7</b> <b>Windows desktops/laptops</b> <input style="width: 50px;" type="text" value="0"/></p> <p>OS 10 (Home, Education, Pro, Pro Education, Enterprise) Note: Windows 10S is not supported.</p> <p><b>Apple desktops/laptops</b> <input style="width: 50px;" type="text" value="0"/></p> <p>Mac OS 10.15x, 11.x</p> </div>	<p><b>Chromebooks</b> <input style="width: 50px;" type="text" value="0"/></p> <p>OS 86+</p> <p><b>iPads</b> <input style="width: 50px;" type="text" value="0"/></p> <p>(9.7"+ screen) 14.x, 15.x *iPad Minis and iPad 3s are not allowed for CBT due to small screen size. Note: References to ".x" releases infer that all available point-releases within that version are supported. For example, "10.15.x" means that all 10.15 available versions are supported (10.15.1, 10.15.2...).</p>
--	---

**Note:** The indicated number of devices does not need to be exact. However, the information provided in this screen is required to confirm your school is using student testing devices and operating systems that are supported by Questar and can install and run the Questar Secure Browser for the spring 2022 test administration.

- 8) In this section, indicate your school's CBT experience. Schools that are testing via computer are required to participate in the Statewide Simulation which will be held from January 10 - January 14. Schools may choose which day(s) they want to participate during the Simulation Period. Operational CBT schools that do not participate in a CBT Simulation will be reverted to paper-based testing.

### Statewide CBT Simulation

My school will meet this requirement:

---

For the 2021-22 school year, all operational CBT schools will be required to participate in the CBT Statewide Simulation. This year, there will be one CBT Simulation Period. This Simulation Period will have a window where schools can choose which day(s) they want to participate.

Your school must participate in at least one day of the Statewide Simulation Period. The CBT Simulation Period will be held from Monday, January 10 through Friday, January 14, 2022. The CBT Simulation offers the opportunity for school staff to evaluate the readiness of their school's internal systems, hardware, and school testing procedures for CBT. In addition, participation in the simulation prior to testing affords teachers and students the opportunity to practice and strengthen their familiarity with Questar's testing platform that mimics the actual testing environment. Teachers and administrators can also use the opportunity to identify any adjustments to computer-based testing procedures that will help to streamline the testing this spring. The simulations provide an excellent opportunity for schools to test how the Questar Secure Browser functions within their school networks.

Your school may participate in the simulation on any day(s) during the Simulation Period. Operational CBT schools that do not participate in a CBT Simulation will be reverted to paper-based testing.

Please select the box(es) below that applies to your school.

My school is new to the Grades 3-8 ELA and Math Computer-based Testing.

My school has participated in the Grades 3-8 ELA or Math Computer-based Testing previously. (When selected, please indicate if your school has participated in Stand-alone Field Testing and/or Operational Testing on computer in the boxes that appear below.)

9) Scroll down to the *Operational CBT Contact List* section. This section allows you to enter up to two new contacts to be added to the CBT Listserv.

**Operational CBT Contacts and Listservs**

Regional Information Centers (RICs) and large-city testing personnel are important sources of information and will serve as primary support for schools and districts participating in CBT. All CBT schools should be in regular communication with their RICs or large-city centers for questions concerning computer-based testing.

The Office of State Assessment will continue to use operational CBT listservs for ELA and math so that we can better inform your school during operational CBT of any matters impacting testing policy and/or procedures. Contact information for schools is collected in SEDREF. In order to be included in the operational listserv, Principals and District Test Coordinators for public schools and School Test Coordinators for religious, independent, and charter schools, should confirm their contact information in SEDREF.

If your school has staff in addition to the Principal and District Test Coordinator (or for religious, independent, and charter schools, the school test coordinator), who need to be included in the operational listserv, please use the form below to list their name(s) and email address(es) for the content area in which your school is administering operational CBT. You may add contact information for up to two colleagues within your school. Please only use school organization email addresses.

School Contact First Name *	School Contact Last Name *	School Contact Email Address *	School Contact Position Title *
<input type="text"/>	<input type="text"/>	<input type="text"/>	<input type="text"/>
<input type="text"/>	<input type="text"/>	<input type="text"/>	<input type="text"/>

**Note:** This section is not required, but once you begin typing a first name, all other fields in the same row are required. Adding additional contacts is optional, but if some information is entered in the fields, all fields must be completed.

10) Select **Submit**.

Cancel
Submit

**Note:** Until you check that your school will meet all requirements and enter the number of anticipated devices, you will not be able to select **Submit**.

The following message will display in green to confirm you have successfully completed the CBT Technology Readiness Checklist:

**You have successfully completed all steps in the Technology Readiness Checklist and verified your school's readiness to administer Computer-Based Testing (CBT) in spring 2022.** ✕

To retain a copy of this confirmation for your records, please use your browser's print functionality.

Thank you for verifying your school's technology readiness for CBT. In order for your school to administer computer-based testing, you must have ordered CBT format by grade and content area through the NYSED online examination request system.

The following message will display in pink if you have not successfully completed the CBT Technology Readiness Checklist along with details as to what area(s) need to be addressed:

- ⊗ School contact email address is required, and must be in the correct format.
- ⊗ School contact position/title is required. Symbols and numbers are not allowed.

✕

## Customer Support

Questar's Customer Support team is available between the hours of 7:30 a.m.—4:30 p.m. ET Monday—Friday.

- Phone: 1-866-997-0695
- Chat: Available via the Nextera Admin Help page
- [Email](mailto:NY.3-8.help@questarai.com): NY.3-8.help@questarai.com